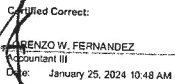



QUARTERLY REPORT OF REVENUE AND OTHER RECEIPTS
As at the Quarter Ending December 31, 2023


FAR No. 5


Department : Department of Environment and Natural Resources (DENR)
 Agency/Entity : National Mapping and Resource Information Authority
 Operating Unit : < not applicable >
 Organization Code (UACS) : 10 004 0000000
 Fund Cluster : 01 - Regular Agency Fund

Classification/Sources of Revenue and Other Receipts	UACS CODE	REVENUE TARGET (Annual) per BESF	Actual Revenue and Other Receipts Collections					Cumulative Remittance/Deposits to Date			Variance		Remarks
			1st Quarter Ending March 31	2nd Quarter Ending June 30	3rd Quarter Ending September 30	4th Quarter Ending December 31	Total	Remittance to BTr	Deposited with AGDB	Total	Amount	%	
1	2	3	4	5	6	7	8=(4+5+6+7)	9	10	11=(9+10)	12=(8-3)	13=(12/3)	14
Regular Agency Fund		4,194,000.00	2,144,500.00	2,099,622.16	1,497,101.98	1,699,525.05	7,440,749.19	7,406,166.84	0.00	7,406,166.84	3,246,749.19	77 %	
Revenue Collections		4,194,000.00	1,791,649.20	1,373,303.43	1,163,388.63	1,246,947.37	5,575,288.63	5,540,653.30	0.00	5,540,653.30	1,381,288.63	33 %	
Cash Revenue		4,194,000.00	1,791,649.20	1,373,303.43	1,163,388.63	1,246,947.37	5,575,288.63	5,540,653.30	0.00	5,540,653.30	1,381,288.63	33 %	
Non-Tax		4,194,000.00	1,791,649.20	1,373,303.43	1,163,388.63	1,246,947.37	5,575,288.63	5,540,653.30	0.00	5,540,653.30	1,381,288.63	33 %	
Other Service Income	4020199099	110,000.00	393,671.06	433,084.96	338,829.23	236,517.37	1,402,102.62	1,404,479.62	0.00	1,404,479.62	1,292,102.62	1,175 %	
Rent/Lease Income	4020205000	717,000.00	234,503.14	234,503.14	240,989.40	0.00	709,995.68	709,995.68	0.00	709,995.68	(7,004.32)	-1 %	
Income from Printing and Publication	4020215000	3,298,000.00	1,163,470.00	669,370.00	583,570.00	1,010,430.00	3,428,840.00	3,426,173.00	0.00	3,426,173.00	128,840.00	4 %	
Miscellaneous Income	4060999000	89,000.00	5.00	36,345.33	0.00	0.00	36,350.33	5.00	0.00	5.00	(32,649.67)	-47 %	
Non-Revenue Collections/Other Receipts		0.00	352,850.80	726,318.73	333,713.35	452,577.68	1,865,460.56	1,865,513.54	0.00	1,865,513.54	1,865,460.56	0 %	
Non-Cash Revenue		0.00	352,850.80	726,318.73	333,713.35	452,577.68	1,865,460.56	1,865,513.54	0.00	1,865,513.54	1,865,460.56	0 %	
Others		0.00	352,850.80	726,318.73	333,713.35	452,577.68	1,865,460.56	1,865,513.54	0.00	1,865,513.54	1,865,460.56	0 %	
Receivables - Disallowances/Charges	1030501000	0.00	169,080.00	84,540.00	28,180.00	112,720.00	394,520.00	394,520.00	0.00	394,520.00	394,520.00	0 %	
Advances for Operation Expenses	1990101000	0.00	14,530.53	1,722.59	22,696.53	26,995.36	65,935.01	65,987.99	0.00	65,987.99	65,935.01	0 %	
Advances to Officers and Employees	1990104000	0.00	167,108.27	640,056.14	277,639.82	251,201.45	1,336,005.68	1,336,005.68	0.00	1,336,005.68	1,336,005.68	0 %	
Life and Retirement Premium	2020102001	0.00	0.00	0.00	0.00	10,148.11	10,148.11	10,148.11	0.00	10,148.11	10,148.11	0 %	
Due to NGAs	2020105000	0.00	0.00	0.00	0.00	1,960.98	1,960.98	1,960.98	0.00	1,960.98	1,960.98	0 %	
Basic Salary - Civilian	5010101001	0.00	2,132.00	0.00	4,707.00	4,855.00	11,694.00	11,694.00	0.00	11,694.00	11,694.00	0 %	
Bonus - Civilian	5010214001	0.00	0.00	0.00	0.00	43,297.00	43,297.00	43,297.00	0.00	43,297.00	43,297.00	0 %	
Other Professional Services	5021199000	0.00	0.00	0.00	500.00	1,899.78	1,899.78	1,899.78	0.00	1,899.78	1,899.78	0 %	
GRAND TOTAL		4,194,000.00	2,144,500.00	2,099,622.16	1,497,101.98	1,699,525.05	7,440,749.19	7,406,166.84	0.00	7,406,166.84	3,246,749.19	77 %	

Certified Correct:

 BENZO W. FERNANDEZ
 Accountant III
 Date: January 25, 2024 10:48 AM

Certified Correct:

 AMELITO M. DELA CRUZ
 Section Chief Accountant
 Date: January 25, 2024 10:48 AM

Recommending Approval By:

 GRACE A. TOLENTINO
 OIC, Financial and Management Division
 Date: January 25, 2024 10:49 AM

Approved By:

 USEC. PETER N. TIANG, O. PRO. CAO I
 Administrator
 Date: January 25, 2024 10:50 AM