

STATEMENT OF APPROPRIATIONS, ALLOTMENTS, OBLIGATIONS, DISBURSEMENTS AND BALANCES
As at the Quarter Ending September 30, 2020

Department : Department of Environment and Natural Resources (DENR)
Agency/Entity : National Mapping and Resource Information Authority
Operating Unit : < not applicable >
Organization Code : 10 004 0000000
Fund Cluster : 01 Regular Agency Fund
(e.g. UACS Fund Cluster: 01-Regular Agency Fund, 02-Foreign Assisted Projects Fund, 03-Special Account-Locally Funded/Domestic Grants Fund, and 04-Special Account-Foreign Assisted/Foreign Grants Fund)

X	Current Year Appropriations
	Supplemental
	Continuing Appropriations

Particulars	UACS CODE	Appropriations					Allotments		Current Year Obligations							Current Year Disbursements					Balances			
		Authorized Appropriations	Adjustments (Transfer To/Frm, Modifications/)	Adjusted Appropriations	Allotments Received	Adjustments (Reductions, Modifications/ Augmentations/)	Transfer To	Transfer From	Adjusted Total Allotments	1st Quarter Ending March 31	2nd Quarter Ending June 30	3rd Quarter Ending Sept. 30	4th Quarter Ending Dec. 31	TOTAL	1st Quarter Ending March 31	2nd Quarter Ending June 30	3rd Quarter Ending Sept. 30	4th Quarter Ending Dec. 31	TOTAL	Unreleased Appro	Unobligated Allotments	Unpaid Obligations (15-20)+(21-24)		
		3	4	5=(3+4)	6	7	8	9	10=[(9+)-(7)+8+9]	11	12	13	14	15=(11+12+13+14)	16	17	18	19	20=(16+17+18+19)	21	22	23	24	
I. Agency Specific Budget		1,889,997,000.00	(104,496,950.00)	1,585,500,050.00	1,378,203,050.00	0.00	0.00	1,378,203,050.00	683,995,423.89	193,385,225.87	160,828,093.09	0.00	1,038,208,742.76	180,986,194.52	354,920,117.74	268,065,955.23	0.00	804,881,267.49	215,387,000.00	331,994,307.24	869,439.96	232,458,035.31		
General Administration and Support	10000000000000	161,536,000.00	(9,783,500.00)	151,752,500.00	151,752,500.00	0.00	0.00	151,752,500.00	61,915,066.67	28,165,169.40	24,155,145.81	0.00	111,335,381.88	32,888,627.19	37,122,089.53	31,507,814.39	0.00	101,518,531.11	0.00	40,417,118.12	218,526.74	9,598,324.03		
General Management and Supervision	100000100001000	150,832,000.00	(9,680,300.00)	141,151,700.00	141,151,700.00	0.00	0.00	141,151,700.00	60,366,421.62	28,165,169.40	22,359,281.68	0.00	108,890,872.70	32,665,900.66	36,368,473.93	29,596,418.82	0.00	98,229,893.51	0.00	32,260,847.30	218,526.74	9,442,432.45		
PS		54,029,000.00	0.00	54,029,000.00	54,029,000.00	0.00	0.00	54,029,000.00	15,470,266.73	18,910,317.59	9,815,849.49	0.00	43,996,233.81	13,338,708.51	19,846,200.21	10,706,158.35	0.00	43,890,965.07	0.00	10,032,766.19	106,168.74	0.00		
MOOE		95,240,000.00	(9,680,300.00)	85,559,700.00	85,559,700.00	0.00	0.00	85,559,700.00	44,855,154.89	7,254,851.81	12,313,262.19	0.00	64,423,268.89	19,326,292.15	17,081,273.72	18,891,262.57	0.00	55,298,828.44	0.00	21,136,431.11	112,358.00	9,012,062.45		
CO		1,563,000.00	0.00	1,563,000.00	1,563,000.00	0.00	0.00	1,563,000.00	41,000.00	0.00	430,350.00	0.00	471,350.00	0.00	41,000.00	0.00	0.00	41,000.00	0.00	1,091,650.00	0.00	430,350.00		
Human Resource Development	100000100002000	1,032,000.00	(103,200.00)	928,800.00	928,800.00	0.00	0.00	928,800.00	570,566.32	0.00	0.00	0.00	570,566.32	145,547.80	153,615.60	115,511.34	0.00	414,674.74	0.00	358,233.68	0.00	155,891.58		
MOOE		1,032,000.00	(103,200.00)	928,800.00	928,800.00	0.00	0.00	928,800.00	570,566.32	0.00	0.00	0.00	570,566.32	145,547.80	153,615.60	115,511.34	0.00	414,674.74	0.00	358,233.68	0.00	155,891.58		
Administration of Personnel Benefits	100000100003000	9,872,000.00	0.00	9,872,000.00	9,872,000.00	0.00	0.00	9,872,000.00	78,078.73	0.00	1,795,884.13	0.00	1,873,962.86	78,078.73	0.00	1,795,884.13	0.00	1,873,962.86	0.00	7,988,037.14	0.00	0.00		
PS		9,872,000.00	0.00	9,872,000.00	9,872,000.00	0.00	0.00	9,872,000.00	78,078.73	0.00	1,795,884.13	0.00	1,873,962.86	78,078.73	0.00	1,795,884.13	0.00	1,873,962.86	0.00	7,988,037.14	0.00	0.00		
Sub-Total, General Administration and Support		161,536,000.00	(9,783,500.00)	151,752,500.00	151,752,500.00	0.00	0.00	151,752,500.00	61,915,066.67	28,165,169.40	24,155,145.81	0.00	111,335,381.88	32,888,627.19	37,122,089.53	31,507,814.39	0.00	101,518,531.11	0.00	40,417,118.12	218,526.74	9,598,324.03		
PS		63,701,000.00	0.00	63,701,000.00	63,701,000.00	0.00	0.00	63,701,000.00	15,548,345.46	18,910,317.59	9,815,849.49	0.00	45,870,196.67	13,116,787.24	19,846,200.21	12,501,040.48	0.00	45,784,627.93	0.00	17,830,803.33	106,168.74	0.00		
MOOE		96,272,000.00	(9,783,500.00)	86,488,500.00	86,488,500.00	0.00	0.00	86,488,500.00	45,425,721.21	7,254,851.81	12,313,262.19	0.00	64,993,835.21	19,471,839.95	17,234,889.32	19,006,773.91	0.00	55,715,053.18	0.00	21,494,664.79	112,358.00	9,167,974.03		
FinEx (if Applicable)		0.00	0.00	0.00	0.00	0.00	0.00	0.00	0.00	0.00	0.00	0.00	0.00	0.00	0.00	0.00	0.00	0.00	0.00	0.00	0.00	0.00		
CO		1,563,000.00	0.00	1,563,000.00	1,563,000.00	0.00	0.00	1,563,000.00	41,000.00	0.00	430,350.00	0.00	471,350.00	0.00	41,000.00	0.00	0.00	41,000.00	0.00	1,091,650.00	0.00	430,350.00		
Operations	30000000000000	1,528,461,000.00	(94,623,450.00)	1,433,837,550.00	1,218,459,550.00	0.00	0.00	1,218,459,550.00	622,980,357.13	167,220,056.47	136,872,947.28	0.00	926,873,360.88	148,097,567.33	317,807,028.21	237,458,140.84	0.00	703,362,736.38	215,387,000.00	291,577,189.12	650,913.22	222,859,711.28		
OO : Adaptive capacities of human communities and resilient systems towards MAPING AND RESOURCE INFORMATION PROGRAM		1,528,461,000.00	(94,623,450.00)	1,433,837,550.00	1,218,459,550.00	0.00	0.00	1,218,459,550.00	622,980,357.13	167,220,056.47	136,872,947.28	0.00	926,873,360.88	148,097,567.33	317,807,028.21	237,458,140.84	0.00	703,362,736.38	215,387,000.00	291,577,189.12	650,913.22	222,859,711.28		
Hydrographic and Oceanographic Surveys and Nautical Charting	310100100001000	525,639,000.00	(29,721,300.00)	495,917,700.00	480,539,700.00	0.00	0.00	480,539,700.00	197,050,683.14	47,446,984.81	89,252,132.81	0.00	333,749,800.56	10,127,398.18	96,120,870.54	68,624,559.16	0.00	255,872,828.18	15,387,000.00	146,760,899.44	308,767.14	77,568,205.24		
PS		228,426,000.00	0.00	228,426,000.00	213,039,000.00	0.00	0.00	213,039,000.00	57,383,941.64	40,633,746.34	43,825,818.63	0.00	141,843,509.63	50,840,713.56	43,750,466.27	48,032,843.66	0.00	141,823,823.49	15,387,000.00	71,195,493.27	19,683.14	0.00		
MOOE		183,638,000.00	(6,714,600.00)	176,923,400.00	176,923,400.00	0.00	0.00	176,923,400.00	121,722,751.48	6,728,238.47	10,107,204.78	0.00	138,558,184.73	28,086,684.62	51,880,404.57	19,746,915.50	0.00	110,514,004.69	0.00	36,345,205.27	289,084.00	27,755,106.01		
CO		113,575,000.00	(23,096,700.00)	90,568,300.00	90,568,300.00	0.00	0.00	90,568,300.00	17,943,990.00	85,000.00	35,319,109.20	0.00	53,348,099.20	0.00	2,890,000.00	845,000.00	0.00	3,535,000.00	0.00	37,220,300.80	0.00	49,813,099.20		
Topographic Base Mapping and Geologic Surveys	310100100002000	763,386,000.00	(50,931,200.00)	712,454,800.00	512,454,600.00	0.00	0.00	512,454,600.00	369,640,237.21	55,369,495.87	2,068,378.42	0.00	426,488,020.79	28,184,741.62	180,863,870.20	132,729,097.22	0.00	338,777,799.94	200,000,000.00	85,966,779.30	328,465.10	66,361,846.56		
PS		54,074,000.00	0.00	54,074,000.00	54,074,000.00	0.00	0.00	54,074,000.00	18,162,376.44	12,343,788.81	12,142,439.18	0.00	40,588,614.43	14,037,124.76	13,278,051.06	13,258,005.01	0.00	40,573,180.83	0.00	13,485,385.57	15,433.00	0.00		
MOOE		682,698,000.00	(42,446,200.00)	620,251,800.00	448,251,800.00	0.00	0.00	448,251,800.00	347,882,902.77	43,025,896.28	(10,884,089.76)	0.00	380,824,448.27	12,147,616.86	167,236,069.14	114,802,782.21	0.00	294,186,468.21	180,000,000.00	59,427,351.73	313,031.50	86,324,948.56		
CO		46,814,000.00	(8,485,000.00)	38,329,000.00	18,129,000.00	0.00	0.00	18,129,000.00	5,054,958.00	0.00	0.00	0.00	5,054,958.00	0.00	349,750.00	4,668,310.00	0.00	5,018,060.00	20,000,000.00	13,074,942.00	0.00	36,888.00		

Department : Department of Environment and Natural Resources (DENR)
 Agency/Entity : National Mapping and Resource Information Authority
 Operating Unit : < not applicable >
 Organization Code : 10 004 000000
 Fund Cluster : 01 Regular Agency Fund
 (e.g. UACS Fund Cluster: 01-Regular Agency Fund, 02-Foreign Assisted Projects Fund, 03-Special Account-Locally Funded/Domestic Grants Fund, and 04-Special Account-Foreign Assisted/Foreign Grants Fund)


X	Current Year Appropriations
	Supplemental
	Continuing Appropriations


Particulars	UACS CODE	Appropriations					Allotments		Current Year Obligations							Current Year Disbursements					Balances						
		Authorized Appropriations	Adjustments (Transfer To/From, Modifications)	Adjusted Appropriations	Allotments Received	Adjustments (Reductions, Modifications, Augmentations)	Transfer To	Transfer From	Adjusted Total Allotments	1st Quarter Ending March 31	2nd Quarter Ending June 30	3rd Quarter Ending Sept. 30	4th Quarter Ending Dec. 31	TOTAL	1st Quarter Ending March 31	2nd Quarter Ending June 30	3rd Quarter Ending Sept. 30	4th Quarter Ending Dec. 31	TOTAL	Unreleased Appro	Unobligated Allotments	Unpaid Obligations (15-20)=(23+24)					
		3	4	5=(3+4)	6	7	8	9	10=[6+(-7)+8+9]	11	12	13	14	15=(11+12+13+14)	16	17	18	19	20=(16+17+18+19)	21	22	23	24				
Resource Assessment and Mapping	31010010000300	105,647,000.00	(5,222,500.00)	100,424,400.00	100,424,400.00	0.00	0.00	100,424,400.00	24,762,797.73	13,684,833.22	21,372,950.03	0.00	59,820,570.98	19,585,364.94	15,324,460.84	17,273,357.85	0.00	52,183,123.63	0.00	40,603,829.62	6,070.47	7,529,376.88	0.00				
PS		53,421,000.00	0.00	53,421,000.00	53,421,000.00	0.00	0.00	53,421,000.00	15,705,973.86	12,232,877.99	11,944,421.22	0.00	39,883,273.07	13,653,932.40	13,262,553.59	12,956,716.70	0.00	59,875,202.69	0.00	40,603,829.62	6,070.47	7,529,376.88	0.00				
MOOE		39,705,000.00	(3,970,500.00)	35,734,500.00	35,734,500.00	0.00	0.00	35,734,500.00	9,056,823.87	626,345.23	5,241,828.81	0.00	14,924,997.91	5,931,432.54	2,061,847.34	2,749,541.15	0.00	10,733,821.03	0.00	28,809,502.09	0.00	4,191,176.88	0.00				
CO		12,521,000.00	(1,252,100.00)	11,268,900.00	11,268,900.00	0.00	0.00	11,268,900.00	0.00	825,660.00	4,186,700.00	0.00	5,912,300.00	0.00	0.00	1,574,100.00	0.00	1,574,100.00	0.00	6,254,600.00	0.00	3,438,200.00	0.00				
Geospatial Information Management	31010010000400	73,379,500.00	(5,998,350.00)	67,381,150.00	67,381,150.00	0.00	0.00	67,381,150.00	16,719,855.05	11,115,843.37	22,068,965.32	0.00	49,924,663.74	13,185,278.59	12,297,886.33	15,036,126.61	0.00	40,519,291.53	0.00	17,455,986.26	5,610.51	9,399,781.70	0.00				
PS		46,662,000.00	0.00	46,662,000.00	46,662,000.00	0.00	0.00	46,662,000.00	14,087,493.79	10,627,514.19	10,425,147.76	0.00	35,140,155.76	12,215,696.40	11,579,378.80	11,339,478.05	0.00	35,134,545.25	0.00	17,455,986.26	5,610.51	9,399,781.70	0.00				
MOOE		21,117,000.00	(5,473,350.00)	15,643,650.00	15,643,650.00	0.00	0.00	15,643,650.00	4,988,325.18	7,762,867.54	0.00	0.00	9,905,697.98	969,582.19	718,515.53	3,626,708.56	0.00	15,521,844.24	0.00	11,521,844.24	5,610.51	0.00	0.00				
CO		5,600,000.00	(2,750,000.00)	2,850,000.00	2,850,000.00	0.00	0.00	2,850,000.00	917,800.00	0.00	0.00	0.00	4,878,810.00	0.00	0.00	89,940.00	0.00	89,940.00	0.00	196,190.00	0.00	4,800,870.00	0.00				
Projects		60,410,000.00	(2,750,000.00)	57,660,000.00	57,660,000.00	0.00	0.00	57,660,000.00	15,406,784.00	39,693,000.00	1,900,520.90	0.00	56,910,304.90	14,784.00	11,200,000.00	3,795,000.00	0.00	15,009,784.00	0.00	749,695.10	0.00	41,900,520.90	0.00				
Locally-Funded Projects		60,410,000.00	(2,750,000.00)	57,660,000.00	57,660,000.00	0.00	0.00	57,660,000.00	15,406,784.00	39,693,000.00	1,900,520.90	0.00	56,910,304.90	14,784.00	11,200,000.00	3,795,000.00	0.00	15,009,784.00	0.00	749,695.10	0.00	41,900,520.90	0.00				
NAMRIA Geospatial Data Infrastructure	31010020000100	60,410,000.00	(2,750,000.00)	57,660,000.00	57,660,000.00	0.00	0.00	57,660,000.00	15,406,784.00	39,693,000.00	1,900,520.90	0.00	56,910,304.90	14,784.00	11,200,000.00	3,795,000.00	0.00	15,009,784.00	0.00	749,695.10	0.00	41,900,520.90	0.00				
PS		48,800,000.00	(2,750,000.00)	46,050,000.00	46,050,000.00	0.00	0.00	46,050,000.00	11,810,000.00	11,597,950.00	0.00	0.00	45,710,304.90	14,784.00	0.00	3,795,000.00	0.00	3,809,784.00	0.00	329,695.10	0.00	41,900,520.90	0.00				
MOOE		11,610,000.00	0.00	11,610,000.00	11,610,000.00	0.00	0.00	11,610,000.00	11,597,950.00	0.00	0.00	0.00	11,200,000.00	0.00	0.00	0.00	0.00	11,200,000.00	0.00	410,800.00	0.00	410,800.00	0.00				
CO		0.00	0.00	0.00	0.00	0.00	0.00	0.00	0.00	0.00	0.00	0.00	0.00	0.00	0.00	0.00	0.00	0.00	0.00	0.00	0.00	0.00	0.00				
Sub-Total, Operations		1,628,481,000.00	(84,623,450.00)	1,543,857,550.00	1,543,857,550.00	0.00	0.00	1,543,857,550.00	382,583,000.00	387,196,000.00	0.00	0.00	774,803,350.00	484,166,823.38	50,868,519.14	14,864,301.27	0.00	589,923,643.79	58,150,100.21	221,606,836.58	144,711,847.42	0.00	424,558,884.21	160,000,000.00	125,479,706.21	602,115.50	164,782,644.00
PS		382,583,000.00	0.00	382,583,000.00	382,583,000.00	0.00	0.00	382,583,000.00	103,279,785.75	75,837,937.33	0.00	0.00	257,455,549.89	89,947,587.33	81,876,441.63	85,588,843.42	0.00	227,406,752.17	15,387,690.00	109,749,450.11	48,797.72	0.00	154,966.46	0.00			
MOOE		955,958,000.00	(81,354,650.00)	894,603,350.00	894,603,350.00	0.00	0.00	894,603,350.00	257,455,549.89	89,947,587.33	0.00	0.00	347,403,137.22	148,097,587.33	317,807,028.21	237,458,140.84	0.00	703,262,736.38	0.00	291,377,189.12	600,913.22	222,859,711.28	0.00				
FinEx (if Applicable)		0.00	0.00	0.00	0.00	0.00	0.00	0.00	0.00	0.00	0.00	0.00	0.00	0.00	0.00	0.00	0.00	0.00	0.00	0.00	0.00	0.00	0.00	0.00	0.00	0.00	0.00
CO		189,920,000.00	(33,268,800.00)	156,651,200.00	156,651,200.00	0.00	0.00	156,651,200.00	11,810,000.00	11,597,950.00	0.00	0.00	123,258,150.00	14,784.00	0.00	0.00	0.00	123,258,150.00	0.00	0.00	0.00	0.00	0.00	0.00	0.00	0.00	0.00
Sub-Total, L. Agency Specific Budget		1,689,997,000.00	(104,406,950.00)	1,585,590,050.00	1,585,590,050.00	0.00	0.00	1,585,590,050.00	382,583,000.00	387,196,000.00	0.00	0.00	774,803,350.00	484,166,823.38	50,868,519.14	14,864,301.27	0.00	589,923,643.79	58,150,100.21	221,606,836.58	144,711,847.42	0.00	424,558,884.21	160,000,000.00	125,479,706.21	602,115.50	164,782,644.00
PS		446,284,000.00	0.00	446,284,000.00	446,284,000.00	0.00	0.00	446,284,000.00	130,203,050.00	683,395,423.89	193,385,225.87	0.00	1,026,208,742.76	180,896,184.53	354,929,117.74	268,995,958.23	0.00	804,881,287.49	215,387,000.00	331,994,397.24	869,439.96	0.00	232,458,035.31	0.00			
MOOE		1,052,230,000.00	(71,138,150.00)	981,091,850.00	981,091,850.00	0.00	0.00	981,091,850.00	257,455,549.89	89,947,587.33	0.00	0.00	347,403,137.22	148,097,587.33	317,807,028.21	237,458,140.84	0.00	703,262,736.38	0.00	291,377,189.12	600,913.22	222,859,711.28	0.00				
FinEx (if Applicable)		0.00	0.00	0.00	0.00	0.00	0.00	0.00	0.00	0.00	0.00	0.00	0.00	0.00	0.00	0.00	0.00	0.00	0.00	0.00	0.00	0.00	0.00	0.00	0.00	0.00	0.00
CO		191,483,000.00	(33,268,800.00)	158,214,200.00	158,214,200.00	0.00	0.00	158,214,200.00	11,810,000.00	11,597,950.00	0.00	0.00	123,258,150.00	14,784.00	0.00	0.00	0.00	123,258,150.00	0.00	0.00	0.00	0.00	0.00	0.00	0.00	0.00	0.00
B. Automatic Appropriations		32,885,000.00	(24,475,250.00)	8,409,750.00	33,074,750.00	(24,665,000.00)	0.00	0.00	8,409,750.00	5,361,177.30	2,669,070.46	0.00	0.00	8,030,247.76	5,361,177.30	2,669,070.46	0.00	0.00	0.00	0.00	0.00	0.00	0.00	0.00	0.00	0.00	0.00
Specific Budgets of National Government Agencies		32,885,000.00	(24,475,250.00)	8,409,750.00	33,074,750.00	(24,665,000.00)	0.00	0.00	8,409,750.00	5,361,177.30	2,669,070.46	0.00	0.00	8,030,247.76	5,361,177.30	2,669,070.46	0.00	0.00	0.00	0.00	0.00	0.00	0.00	0.00	0.00	0.00	0.00
Retirement and Life Insurance Premiums		32,885,000.00	(24,475,250.00)	8,409,750.00	33,074,750.00	(24,665,000.00)	0.00	0.00	8,409,750.00	5,361,177.30	2,669,070.46	0.00	0.00	8,030,247.76	5,361,177.30	2,669,070.46	0.00	0.00	0.00	0.00	0.00	0.00	0.00	0.00	0.00	0.00	0.00
PS		32,885,000.00	(24,475,250.00)	8,409,750.00	33,074,750.00	(24,665,000.00)	0.00	0.00	8,409,750.00	5,361,177.30	2,669,070.46	0.00	0.00	8,030,247.76	5,361,177.30	2,669,070.46	0.00	0.00	0.00	0.00	0.00	0.00	0.00	0.00	0.00	0.00	0.00

Department : Department of Environment and Natural Resources (DENR)
 Agency/Entity : National Mapping and Resource Information Authority
 Operating Unit : < not applicable >
 Organization Code : 10 004 000000
 Fund Cluster : 01 Regular Agency Fund
 (e.g. UACS Fund Cluster: 01-Regular Agency Fund, 02-Foreign Assisted Projects Fund, 03-Special Account-Locally Funded/Domestic Grants Fund, and 04-Special Account-Foreign Assisted/Foreign Grants Fund)

X	Current Year Appropriations
	Supplemental
	Continuing Appropriations


Particulars	UACS CODE	Appropriations			Allotments		Current Year Obligations							Current Year Disbursements				Balances						
		Authorized Appropriations	Adjustments (Transfer To/From, Modifications)	Adjusted Appropriations	Allotments Received	Adjustments (Reductions, Modifications/ Augmentations)	Transfer To	Transfer From	Adjusted Total Allotments	1st Quarter Ending March 31	2nd Quarter Ending June 30	3rd Quarter Ending Sept. 30	4th Quarter Ending Dec. 31	TOTAL	1st Quarter Ending March 31	2nd Quarter Ending June 30	3rd Quarter Ending Sept. 30	4th Quarter Ending Dec. 31	TOTAL	Unreleased Appro	Unobligated Allotments	Unpaid Obligations (15-20)+(21-24)		
		3	4	5=(3+4)	6	7	8	9	10=[6+(7-8)+9]	11	12	13	14	15=(11+12+13+14)	16	17	18	19	20=(16+17+18+19)	21	22	23	24	
Subtotal II. Automatic Appropriations		32,885,000.00	(24,475,250.00)	8,409,750.00	33,074,750.00	(24,665,000.00)	0.00	0.00	8,409,750.00	5,361,177.30	2,689,070.46	0.00	0.00	8,030,247.76	5,361,177.30	2,689,070.46	0.00	0.00	8,030,247.76	0.00	379,502.24	0.00	0.00	0.00
PS		32,885,000.00	(24,475,250.00)	8,409,750.00	33,074,750.00	(24,665,000.00)	0.00	0.00	8,409,750.00	5,361,177.30	2,689,070.46	0.00	0.00	8,030,247.76	5,361,177.30	2,689,070.46	0.00	0.00	8,030,247.76	0.00	379,502.24	0.00	0.00	0.00
MODE		0.00	0.00	0.00	0.00	0.00	0.00	0.00	0.00	0.00	0.00	0.00	0.00	0.00	0.00	0.00	0.00	0.00	0.00	0.00	0.00	0.00	0.00	0.00
FinEx		0.00	0.00	0.00	0.00	0.00	0.00	0.00	0.00	0.00	0.00	0.00	0.00	0.00	0.00	0.00	0.00	0.00	0.00	0.00	0.00	0.00	0.00	0.00
CD		0.00	0.00	0.00	0.00	0.00	0.00	0.00	0.00	0.00	0.00	0.00	0.00	0.00	0.00	0.00	0.00	0.00	0.00	0.00	0.00	0.00	0.00	0.00
III. Special Purpose Fund		0.00	29,852,665.00	29,852,665.00	0.00	29,852,665.00	0.00	0.00	29,852,665.00	9,610,850.36	9,027,954.34	8,991,877.20	0.00	27,630,681.90	9,610,850.36	9,027,954.34	8,991,877.20	0.00	27,630,681.90	0.00	2,221,983.10	0.00	0.00	0.00
Miscellaneous Personnel Benefits Fund		0.00	7,449,000.00	7,449,000.00	0.00	7,449,000.00	0.00	0.00	7,449,000.00	2,168,571.92	1,611,285.96	1,626,428.94	0.00	5,406,286.82	2,168,571.92	1,611,285.96	1,626,428.94	0.00	5,406,286.82	0.00	2,642,713.18	0.00	0.00	0.00
PS		0.00	7,449,000.00	7,449,000.00	0.00	7,449,000.00	0.00	0.00	7,449,000.00	2,168,571.92	1,611,285.96	1,626,428.94	0.00	5,406,286.82	2,168,571.92	1,611,285.96	1,626,428.94	0.00	5,406,286.82	0.00	2,642,713.18	0.00	0.00	0.00
Pension and Gratuity Fund		0.00	22,403,665.00	22,403,665.00	0.00	22,403,665.00	0.00	0.00	22,403,665.00	7,442,278.44	7,416,688.38	7,365,448.26	0.00	22,224,395.08	7,442,278.44	7,416,688.38	7,365,448.26	0.00	22,224,395.08	0.00	179,269.82	0.00	0.00	0.00
PS		0.00	22,403,665.00	22,403,665.00	0.00	22,403,665.00	0.00	0.00	22,403,665.00	7,442,278.44	7,416,688.38	7,365,448.26	0.00	22,224,395.08	7,442,278.44	7,416,688.38	7,365,448.26	0.00	22,224,395.08	0.00	179,269.82	0.00	0.00	0.00
Sub-Total III. Special Purpose Fund		0.00	29,852,665.00	29,852,665.00	0.00	29,852,665.00	0.00	0.00	29,852,665.00	9,610,850.36	9,027,954.34	8,991,877.20	0.00	27,630,681.90	9,610,850.36	9,027,954.34	8,991,877.20	0.00	27,630,681.90	0.00	2,221,983.10	0.00	0.00	0.00
PS		0.00	29,852,665.00	29,852,665.00	0.00	29,852,665.00	0.00	0.00	29,852,665.00	9,610,850.36	9,027,954.34	8,991,877.20	0.00	27,630,681.90	9,610,850.36	9,027,954.34	8,991,877.20	0.00	27,630,681.90	0.00	2,221,983.10	0.00	0.00	0.00
MODE		0.00	0.00	0.00	0.00	0.00	0.00	0.00	0.00	0.00	0.00	0.00	0.00	0.00	0.00	0.00	0.00	0.00	0.00	0.00	0.00	0.00	0.00	0.00
FinEx		0.00	0.00	0.00	0.00	0.00	0.00	0.00	0.00	0.00	0.00	0.00	0.00	0.00	0.00	0.00	0.00	0.00	0.00	0.00	0.00	0.00	0.00	0.00
CD		0.00	0.00	0.00	0.00	0.00	0.00	0.00	0.00	0.00	0.00	0.00	0.00	0.00	0.00	0.00	0.00	0.00	0.00	0.00	0.00	0.00	0.00	0.00
GRAND TOTAL		1,722,882,000.00	(99,029,535.00)	1,623,852,465.00	1,403,277,800.00	5,187,665.00	0.00	0.00	1,408,465,465.00	698,967,451.46	205,082,550.67	169,819,970.29	0.00	1,073,869,972.42	195,998,222.18	366,826,142.54	277,957,832.43	0.00	840,542,197.15	215,387,066.00	334,995,792.58	869,439.96	232,458,935.31	0.00
PS		479,169,000.00	5,377,415.00	484,546,415.00	483,971,750.00	5,187,665.00	0.00	0.00	489,159,415.00	133,806,158.87	106,445,279.72	98,741,237.63	0.00	338,986,676.22	118,336,282.02	113,413,666.64	107,081,761.16	0.00	338,831,799.79	15,387,000.00	130,172,738.78	154,066.48	0.00	0.00
MODE		1,052,230,000.00	(71,138,150.00)	981,091,850.00	891,091,850.00	0.00	0.00	891,091,850.00	529,612,544.59	98,123,370.95	27,181,563.46	0.00	654,917,479.00	77,621,940.16	238,931,725.90	163,718,721.33	0.00	480,272,387.39	180,000,000.00	146,174,371.00	714,473.58	173,930,618.11	0.00	
CD		191,483,000.00	(33,268,800.00)	158,214,200.00	138,214,200.00	0.00	0.00	138,214,200.00	35,554,748.00	513,600.00	43,897,169.20	0.00	79,965,517.20	0.00	14,280,750.00	7,157,350.00	0.00	21,438,100.00	20,900,000.00	58,248,682.80	0.00	58,527,417.20	0.00	
Recapitulation by OC:																								
I. Agency Specific Budget		1,528,461,000.00	0.00	1,528,461,000.00	1,218,450,550.00	0.00	0.00	1,218,450,550.00	622,980,357.13	167,220,056.47	136,672,947.28	0.00	926,873,360.88	148,097,567.33	317,807,028.21	237,458,140.84	0.00	703,362,736.38	310,010,450.00	291,577,189.12	650,913.22	222,859,711.28	0.00	
MAPPING AND RESOURCE INFORMATION PROGRAM		1,528,461,000.00	0.00	1,528,461,000.00	1,218,450,550.00	0.00	0.00	1,218,450,550.00	622,980,357.13	167,220,056.47	136,672,947.28	0.00	926,873,360.88	148,097,567.33	317,807,028.21	237,458,140.84	0.00	703,362,736.38	310,010,450.00	291,577,189.12	650,913.22	222,859,711.28	0.00	

Certified Correct:

 GRACE A. TOLENTINO
 Administrative Officer V
 Date: 2020-10-20 14:24:06.0

Certified Correct:

 AMELITO M. DELA CRUZ
 Chief, Accounting Section
 Date: 2020-10-20 14:24:06.0

Recommending Approval:

 NOEL R. VEGA
 Chief, Financial and Management Division
 Date: 2020-10-20 14:30:

Approved By:

 JUSEC. PETER N. TANGCO, PHD
 Head of Agency or Authorized Representative
 Date: 2020-10-20 14:38: