

STATEMENT OF APPROPRIATIONS, ALLOTMENTS, OBLIGATIONS, DISBURSEMENTS AND BALANCES
As of the Quarter Ending SEPTEMBER 30, 2018

Department : ENVIRONMENT AND NATURAL RESOURCES
Agency : NATIONAL MAPPING AND RESOURCE INFORMATION AUTHORITY
Operating Unit :
Organizational Code (UACS): 10 004 00 00000
Funding Source Code (as clustered) : 101
(e.g. Old Fund Code: 101,102, 151)

-/	Current Year Appropriations
	Supplemental Appropriations
	Continuing Appropriations

Particulars	UACS CODE	Appropriations			Allotments			Current Year Obligations				Current Year Disbursements				Balances						
		Authorized Appropriation	Adjustments (Transfer To)/From, Realignment)	Adjusted Appropriations	Allotments Received	Adjustments (Withdrawal, Realignment)	Transfer To	Transfer From	Adjusted Total Allotments	1st Quarter Ending March 31	2nd Quarter Ending June 30	3rd Quarter Ending Sept. 30	Total	1st Quarter Ending March 31	2nd Quarter Ending June 30	3rd Quarter Ending Sept. 30	Total	Unreleased Appropriations	Unobligated Allotment	Unpaid Obligations		
1	2	3	4	5=(3+4)	6	7	8	9	10=[6+(-)7]-8+9	11	12	13	15=(11+12+13+14)	16	17	18	20=(16+17+18+19)	21=(5-10)	22=(10-15)	23	24	
I. Agency Specific Budget	1 01 101																					
SUMMARY																						
PERSONNEL SERVICES	50100000	00	360,305,000.00	0.00	360,305,000.00	332,302,000.00	0.00	-	-	332,302,000.00	80,365,651.67	103,863,360.37	85,600,745.68	269,829,757.72	79,731,222.42	104,494,567.93	85,697,215.82	269,823,006.17	28,003,000.00	62,472,242.28	6,751.55	-
SALARIES AND WAGES																						
Salaries & Wages- Civilian	50101010	01	151,872,000.00	(6,298,412.25)	145,573,587.75	151,872,000.00	(6,298,412.25)	-	-	145,573,587.75	38,556,548.00	38,597,137.27	38,508,511.81	115,662,197.08	38,555,890.77	38,594,572.81	38,504,981.95	115,655,445.53	-	29,911,390.67	6,751.55	-
Salaries & Wages- Uniformed	50101010	02	53,447,000.00	12,988,919.50	66,435,919.50	53,447,000.00	12,988,919.50	-	-	66,435,919.50	21,872,908.16	22,089,222.78	22,473,788.56	66,435,919.50	21,872,908.16	22,089,222.78	22,473,788.56	66,435,919.50	-	-	-	-
OTHER COMPENSATION																						
Personnel Economic Relief Allowance -PERA	50102010	00	-	-	-	-	-	-	-	-	-	-	-	-	-	-	-	-	-	-	-	-
PERA- Civilian	50102010	01	9,336,000.00	-	9,336,000.00	9,336,000.00	-	-	-	9,336,000.00	2,321,363.74	2,320,454.64	2,305,272.80	6,947,091.18	2,321,272.83	2,320,545.55	2,305,272.80	6,947,091.18	-	2,388,908.82	-	-
PERA- Uniformed	50102010	02	5,376,000.00	-	5,376,000.00	5,376,000.00	-	-	-	5,376,000.00	1,297,818.13	1,293,090.88	1,316,545.33	3,907,454.34	1,297,818.13	1,293,090.88	1,316,545.33	3,907,454.34	-	1,468,545.66	-	-
Representation Allowance (RA)	50102020	00	1,746,000.00	343,681.81	2,089,681.81	1,746,000.00	343,681.81	-	-	2,089,681.81	625,477.27	618,204.54	617,250.00	1,860,931.81	625,477.27	618,204.54	617,250.00	1,860,931.81	-	228,750.00	-	-
Transportation Allowance (TA)	50102030	01	1,746,000.00	210,704.55	1,956,704.55	1,746,000.00	210,704.55	-	-	1,956,704.55	336,250.00	345,704.55	352,500.00	1,034,454.55	336,250.00	345,704.55	352,500.00	1,034,454.55	-	922,250.00	-	-
Clothing Allowance	50102040	00	-	-	-	-	-	-	-	-	-	-	-	-	-	-	-	-	-	-	-	-
Clothing Allowance- Civilian	50102040	01	1,945,000.00	395,000.00	2,340,000.00	1,945,000.00	395,000.00	-	-	2,340,000.00	-	2,340,000.00	-	2,340,000.00	-	2,340,000.00	-	2,340,000.00	-	-	-	-
Clothing Allowance- Uniformed Personnel	50102040	03	1,120,000.00	(1,000,000.00)	120,000.00	1,120,000.00	(1,000,000.00)	-	-	120,000.00	-	-	-	-	-	-	-	-	-	120,000.00	-	-
Honoraria	50102100	00	-	-	-	-	-	-	-	-	-	-	-	-	-	-	-	-	-	-	-	-
Subsistence Allowance	50102050	00	-	-	-	-	-	-	-	-	-	-	-	-	-	-	-	-	-	-	-	-
Subsistence Allowance- Uniformed Personnel	50102050	01	12,264,000.00	(2,200,000.00)	10,064,000.00	12,264,000.00	(2,200,000.00)	-	-	10,064,000.00	2,923,764.50	2,949,733.00	3,039,693.50	8,913,191.00	2,923,764.50	2,949,733.00	3,039,693.50	8,913,191.00	-	1,150,809.00	-	-
Subsistence Allowance- Magna Carta Benefits-F	50102050	03	-	-	-	-	-	-	-	-	-	-	-	-	-	-	-	-	-	-	-	-
Laundry Allowance	50102060	00	-	-	-	-	-	-	-	-	-	-	-	-	-	-	-	-	-	-	-	-
Laundry Allowance- Uniformed Personnel	50102060	02	96,000.00	-	96,000.00	96,000.00	-	-	-	96,000.00	23,762.70	23,566.35	24,471.77	71,800.82	23,762.70	23,566.35	24,471.77	71,800.82	-	24,199.18	-	-
Laundry Allowance- Magna Carta Benefits-Publ	50102060	04	-	-	-	-	-	-	-	-	-	-	-	-	-	-	-	-	-	-	-	-
Quarters Allowance	50102070	00	-	-	-	-	-	-	-	-	-	-	-	-	-	-	-	-	-	-	-	-
Quarters Allowance- Uniformed Personnel	50102070	02	1,240,000.00	-	1,240,000.00	1,240,000.00	-	-	-	1,240,000.00	282,481.80	284,145.37	285,145.42	851,772.59	282,481.80	284,145.37	285,145.42	851,772.59	-	388,227.41	-	-
Provisional Allowances																						
Provisional Allowances- Uniformed	50102990	34	12,858,000.00	(12,674,853.33)	183,146.67	12,858,000.00	(12,674,853.33)	-	-	183,146.67	183,084.04	62.63	-	183,146.67	183,084.04	62.63	-	183,146.67	-	-	-	-
Officers Allowances																						
Officers Allowances- Uniformed	50102990	35	1,896,000.00	(1,832,465.45)	63,534.55	1,896,000.00	(1,832,465.45)	-	-	63,534.55	63,534.55	-	-	63,534.55	63,534.55	-	-	63,534.55	-	0.00	-	-
Hazard Pay	50102110	00	-	-	-	-	-	-	-	-	-	-	-	-	-	-	-	-	-	-	-	-
Hazard Pay- Uniformed Personnel	50102110	03	1,855,000.00	-	1,855,000.00	1,855,000.00	-	-	-	1,855,000.00	-	696,919.10	355,467.19	1,052,386.29	-	696,919.10	355,467.19	1,052,386.29	-	802,813.71	-	-
Longevity /Fogey Pay	50102120	00	-	-	-	-	-	-	-	-	-	-	-	-	-	-	-	-	-	-	-	-
Longevity /Fogey Pay- Uniformed Personnel	50102120	02	16,755,000.00	4,311,310.48	21,066,310.48	16,755,000.00	4,311,310.48	-	-	21,066,310.48	7,029,571.28	7,055,298.72	6,981,440.48	21,066,310.48	7,029,571.28	7,055,298.72	6,981,440.48	21,066,310.48	-	-	-	-
Overtime Pay and Night Pay	50102130	00	-	-	-	-	-	-	-	-	-	-	-	-	-	-	-	-	-	-	-	-
Overtime Pay	50102130	01	-	1,049,786.55	1,049,786.55	-	1,049,786.55	-	-	1,049,786.55	346,283.71	293,112.93	410,389.91	1,049,786.55	346,283.71	293,112.93	410,389.91	1,049,786.55	-	-	-	-
Night-Shift Differential	50102130	02	-	-	-	-	-	-	-	-	-	-	-	-	-	-	-	-	-	-	-	-
Mid-Year Bonus	50102990																					
Bonus- Civilian	50102990	36	12,657,000.00	290,936.00	12,947,936.00	12,657,000.00	290,936.00	-	-	12,947,936.00	-	12,872,376.00	-	12,872,376.00	-	12,872,376.00	-	12,872,376.00	-	75,560.00	-	-
Bonus- Uniformed Personnel	50102990	37	4,454,000.00	2,791,499.00	7,245,499.00	4,454,000.00	2,791,499.00	-	-	7,245,499.00	-	7,245,499.00	-	7,245,499.00	-	7,245,499.00	-	7,245,499.00	-	-	-	-
Year end Bonus	50102140	00	-	-	-	-	-	-	-	-	-	-	-	-	-	-	-	-	-	-	-	-
Bonus- Civilian	50102140	01	12,657,000.00	-	12,657,000.00	12,657,000.00	-	-	-	12,657,000.00	-	-	-	-	-	-	-	-	-	12,657,000.00	-	-
Bonus- Uniformed Personnel	50102140	02	4,454,000.00	-	4,454,000.00	4,454,000.00	-	-	-	4,454,000.00	-	-	-	-	-	-	-	-	-	4,454,000.00	-	-
Cash Gift	50102150	00	-	-	-	-	-	-	-	-	-	-	-	-	-	-	-	-	-	-	-	-
Cash Gift- Civilian	50102150	01	1,945,000.00	-	1,945,000.00	1,945,000.00	-	-	-	1,945,000.00	-	-	-	-	-	-	-	-	-	-	1,945,000.00	-
Cash Gift- Uniformed Personnel	50102150	02	1,120,000.00	-	1,120,000.00	1,120,000.00	-	-	-	1,120,000.00	-	-	-	-	-	-	-	-	-	-	1,120,000.00	-
OTHER BONUSES & ALLOWANCES																						
Collective Negotiation Agreement																						
Collective Negotiation Agreement- Civilian	50102990	11	-	-	-	-	-	-	-	-	-	-	-	-	-	-	-	-	-	-	-	-
Collective Negotiation Agreement- UNIFORMED																						
Productivity Enhancement Incentive	50102990																					
Productivity Enhancement Incentive- Civilian	50102990	12	1,945,000.00	-	1,945,000.00	1,945,000.00	-	-	-	1,945,000.00	-	-	-	-	-	-	-	-	-	-	1,945,000.00	-
Productivity Enhancement Incentive- Uniformed	50102990	13	1,120,000.00	-	1,120,000.00	1,120,000.00	-	-	-	1,120,000.00	5,000.00	-	-	5,000.00	5,000.00	-	-	5,000.00	-	1,115,000.00	-	-
Performance Based Bonus																						
Performance Based Bonus- Civilian	50102990	14	-	-	-	-	-	-	-	-	-	-	-	-	-	-	-	-	-	-	-	-
Performance Based Bonus- Uniformed Personn	50102990	15	-	17,339.00	17,339.00	-	17,33															

STATEMENT OF APPROPRIATIONS, ALLOTMENTS, OBLIGATIONS, DISBURSEMENTS AND BALANCES
As of the Quarter Ending SEPTEMBER 30, 2018

Department : ENVIRONMENT AND NATURAL RESOURCES
Agency : NATIONAL MAPPING AND RESOURCE INFORMATION AUTHORITY
Operating Unit :
Organizational Code (UACS): 10 004 00 00000
Funding Source Code (as clustered) : 101
(e.g. Old Fund Code: 101, 102, 151)

-/	Current Year Appropriations
-/	Supplemental Appropriations
-/	Continuing Appropriations

Particulars	UACS CODE	Appropriations			Allotments			Current Year Obligations				Current Year Disbursements				Balances						
		Authorized Appropriation	Adjustments (Transfer To)/From, Realignment)	Adjusted Appropriations	Allotments Received	Adjustments (Withdrawal, Realignment)	Transfer To	Transfer From	Adjusted Total Allotments	1st Quarter Ending March 31	2nd Quarter Ending June 30	3rd Quarter Ending Sept 30	Total	1st Quarter Ending March 31	2nd Quarter Ending June 30	3rd Quarter Ending Sept 30	Total	Unreleased Appropriations	Unobligated Allotment	Unpaid Obligations		
1	2	3	4	5=(3+4)	6	7	8	9	10=[(6+)-(7)-8+9]	11	12	13	15=(11+12+13+14)	16	17	18	20=(16+17+18+19)	21=(5-10)	22=(10-15)	23	24	
Sea Duty Pay- Uniformed Personnel	50102990 18	8,525,000.00	(409,665.19)	8,115,334.81	8,525,000.00	(409,665.19)	-	-	8,115,334.81	2,015,265.19	3,029,163.32	2,930,004.94	7,974,433.45	2,015,265.19	3,029,163.32	2,930,004.94	7,974,433.45	-	140,901.38	-	-	-
PERSONNEL BENEFITS CONTRIBUTIONS																						
Life & Retirement Ins. Contribution	50103010 00	-	-	-	-	-	-	-	-	-	-	-	-	-	-	-	-	-	-	-	-	-
Life & Retirement Ins. Contribution- Civilian																						
Life & Retirement Ins. Contribution- Uniformed																						
PAG-IBIG Contribution	50103020 00	-	-	-	-	-	-	-	-	-	-	-	-	-	-	-	-	-	-	-	-	-
PAG-IBIG Contribution- Civilian	50103020 01	466,000.00	-	466,000.00	466,000.00	-	-	-	466,000.00	117,000.00	116,700.00	115,800.00	350,400.00	79,000.00	155,600.00	115,800.00	350,400.00	-	115,600.00	-	-	-
PAG-IBIG Contribution- Uniformed	50103020 02	269,000.00	-	269,000.00	269,000.00	-	-	-	269,000.00	64,500.00	64,200.00	66,600.00	195,300.00	42,400.00	86,300.00	66,600.00	195,300.00	-	73,700.00	-	-	-
Philhealth Contribution	50103030 00	-	-	-	-	-	-	-	-	-	-	-	-	-	-	-	-	-	-	-	-	-
Philhealth- Civilian	50103030 01	1,422,000.00	49,657.53	1,471,657.53	1,422,000.00	49,657.53	-	-	1,471,657.53	441,929.99	-	595,341.07	1,037,271.06	140,256.00	301,673.99	595,341.07	1,037,271.06	-	434,386.47	-	-	-
Philhealth- Uniformed Personnel	50103030 02	612,000.00	31,613.53	643,613.53	612,000.00	31,613.53	-	-	643,613.53	253,932.02	-	389,681.51	643,613.53	60,263.90	193,668.12	389,681.51	643,613.53	-	-	-	-	-
Employees Compensation Insurance Premiums	50103040 00	-	-	-	-	-	-	-	-	-	-	-	-	-	-	-	-	-	-	-	-	-
ECIP- Civilian	50103040 01	466,000.00	-	466,000.00	466,000.00	-	-	-	466,000.00	116,000.00	76,600.00	114,800.00	307,400.00	77,400.00	115,200.00	114,800.00	307,400.00	-	158,600.00	-	-	-
ECIP- Uniformed Personnel	50103040 02	269,000.00	-	269,000.00	269,000.00	-	-	-	269,000.00	64,400.00	43,000.00	85,100.00	172,500.00	43,000.00	64,400.00	85,100.00	172,500.00	-	96,500.00	-	-	-
Provident/Welfare Fund Contributions	50103050 00	-	-	-	-	-	-	-	-	-	-	-	-	-	-	-	-	-	-	-	-	-
OTHER PERSONNEL BENEFITS																						
Pensions- Military/Uniformed	50104010 02	-	-	-	-	-	-	-	-	-	-	-	-	-	-	-	-	-	-	-	-	-
Retirement Gratuity	50104020 00	-	-	-	-	-	-	-	-	-	-	-	-	-	-	-	-	-	-	-	-	-
Retirement Gratuity- Civilian	50104020 01	-	-	-	-	-	-	-	-	-	-	-	-	-	-	-	-	-	-	-	-	-
Retirement Gratuity- Uniformed Pers	50104020 02	-	-	-	-	-	-	-	-	-	-	-	-	-	-	-	-	-	-	-	-	-
Terminal Leave Benefits	50104030 00	-	-	-	-	-	-	-	-	-	-	-	-	-	-	-	-	-	-	-	-	-
Terminal Leave Benefits- Civilian	50104030 01	618,000.00	21,425.36	639,425.36	618,000.00	21,425.36	-	-	639,425.36	-	414,845.36	16,280.00	431,125.36	-	414,845.36	16,280.00	431,125.36	-	208,300.00	-	-	-
Terminal Leave Benefits- Uniformed Personnel	50104030 02	4,844,000.00	2,293,522.91	7,137,522.91	4,844,000.00	2,293,522.91	-	-	7,137,522.91	1,406,537.59	1,094,323.93	4,636,661.39	7,137,522.91	1,406,537.59	1,094,323.93	4,636,661.39	7,137,522.91	-	-	-	-	-
Lump-Sum for Filling of Vacant Positions- Uniformed Pers	50104990 14	28,003,000.00	-	28,003,000.00	-	-	-	-	-	-	-	-	-	-	-	-	-	28,003,000.00	-	-	-	-
Lump-Sum for Step Increments- Length of Service	50104990 10	380,000.00	(380,000.00)	-	380,000.00	(380,000.00)	-	-	-	-	-	-	-	-	-	-	-	-	-	-	-	-
Lump-Sum for Meritorious Performance	50104990 11	-	-	-	-	-	-	-	-	-	-	-	-	-	-	-	-	-	-	-	-	-
Anniversary Bonus	50102990	-	-	-	-	-	-	-	-	-	-	-	-	-	-	-	-	-	-	-	-	-
Civilian	50102990 38	-	-	-	-	-	-	-	-	-	-	-	-	-	-	-	-	-	-	-	-	-
Uniformed	50102990 38	-	-	-	-	-	-	-	-	-	-	-	-	-	-	-	-	-	-	-	-	-
Vacation and Sick Leave Benefits	50104990 99	-	-	-	-	-	-	-	-	-	-	-	-	-	-	-	-	-	-	-	-	-
Civilian																						
Uniformed																						
Loyalty	50104990	-	-	-	-	-	-	-	-	-	-	-	-	-	-	-	-	-	-	-	-	-
Civilian	50104990 15	405,000.00	-	405,000.00	405,000.00	-	-	-	405,000.00	-	-	-	-	-	-	-	-	-	-	405,000.00	-	-
Uniformed	50104990 99	105,000.00	-	105,000.00	105,000.00	-	-	-	105,000.00	-	-	-	-	-	-	-	-	-	-	105,000.00	-	-
MAINTENANCE AND OTHER OPERATING EXPENSES	50200000 00	931,894,000.00	(0.00)	931,894,000.00	931,894,000.00	(0.00)	-	-	931,894,000.00	443,533,232.33	181,871,038.57	211,892,065.84	837,296,336.74	71,585,687.28	185,590,080.56	243,374,999.50	500,550,767.34	-	94,507,663.28	2,547,495.33	334,198,074.07	
Travelling Expenses	50201000 00	-	-	-	-	-	-	-	-	-	-	-	-	-	-	-	-	-	-	-	-	-
Travelling Expenses- Local	50201010 00	67,443,000.00	(27,244,420.08)	40,198,579.92	67,443,000.00	(27,244,420.08)	-	-	40,198,579.92	3,278,162.32	4,181,205.08	3,785,408.06	11,244,775.46	2,705,559.08	4,641,846.32	3,677,080.24	11,224,485.64	-	28,953,804.46	20,289.82	-	
Travelling Expenses- Foreign	50201020 00	2,300,000.00	(1,001,080.00)	1,298,920.00	2,300,000.00	(1,001,080.00)	-	-	1,298,920.00	147,496.18	1,499.91	585,421.05	734,417.14	-	148,996.09	585,421.05	734,417.14	-	564,502.86	-	-	
Training and Seminar Expenses	50202000 00	-	-	-	-	-	-	-	-	-	-	-	-	-	-	-	-	-	-	-	-	-
Training and Seminar Exp.	50202010 02	12,533,000.00	26,268.31	12,559,268.31	12,533,000.00	26,268.31	-	-	12,559,268.31	3,889,467.25	4,276,388.95	3,812,135.38	11,977,991.58	2,990,183.25	4,178,462.95	3,570,352.28	10,738,998.48	-	581,276.73	666,893.10	572,100.00	
ICT Training Expenses	50202010 01	-	-	-	-	-	-	-	-	-	-	-	-	-	-	-	-	-	-	-	-	-
Scholarship Expenses	50202020 00	-	-	-	-	-	-	-	-	-	-	-	-	-	-	-	-	-	-	-	-	-
Supplies and Materials	50203000 00	-	-	-	-	-	-	-	-	-	-	-	-	-	-	-	-	-	-	-	-	-
Office Supplies Expense	50203010 02	43,816,000.00	(31,561,316.72)	12,254,683.28	43,816,000.00	(31,561,316.72)	-	-	12,254,683.28	1,808,339.27	2,791,527.80	2,759,330.30	7,359,197.37	454,566.77	1,587,338.55	2,976,859.65	5,018,764.97	-	4,895,485.91	-	2,340,432.40	
ICT Office Supplies	50203010 01	3,211,000.00	7,444,358.80	10,655,358.80	3,211,000.00	7,444,358.80	-	-	10,655,358.80	4,157,023.00	2,639,326.50	3,859,009.30	10,655,358.80	94,505.00	3,086,745.00	4,453,005.80	7,634,255.80	-	2,300.00	-	3,018,803.00	
Accountable Forms Expenses	50203020 00	-	4,000.00	4,000.00	-	4,000.00	-	-	4,000.00	1,200.00	1,200.00	1,600.00	4,000.00	1,200.00	1,200.00	1,600.00	4,000.00	-	-	-	-	-
Medical, Dental and Laboratory Expense	50203080 00	1,800,000.00	(790,437.65)	1,009,562.35	1,800,000.00	(790,437.65)	-	-	1,009,562.35	995,479.00	6,948.35	7,135.00	1,009,562.35	494,867.00	502,002.00	7,698.35	1,004,565.35	-	-	-	4,997.00	
Fuel, Oil and Lubricants (Gasoline, Oil & Lubricants)	50203090 00	27,000,000.00	23,684,585.63	50,684,585.63	27,000,000.00	23,684,585.63	-	-	50,684,585.63	2,007,607.56	24,185,378.89	24,491,599.18	50,684,585.63	1,824,982.04	22,896,604.41	4,093,999.18	28,815,585.63	-	-	-	21,869,000.00	
Semi Expandable: Machinery & Equipment	50203210 00	1,060,000.00	(798,000.00)	262,000.00	1,060,000.00	(798,000.00)	-	-	262,000.00	262,000.00	-	-	262,000.00	-	262,000.00	-	262,000.00	-	-	-	-	
Semi Expandable: Other Machinery & Equipment	50203210 99	1,700,000.00	(1,700,000.00)	-	1,700,000.00	(1,700,000.00)	-	-	-	-	-	-	-	-	-	-	-	-	-	-	-	
Other Supplies & Materials Expense	50203990 00	18,531,000.00	15,713,625.28	34,244,625.28	18,531,000.00	15,713,625.28	-	-	34,244,625.28	9,865,046.81	11,408,412.12	12,891,424.87	34,164,883.80	2,509,370.74	13,617							

STATEMENT OF APPROPRIATIONS, ALLOTMENTS, OBLIGATIONS, DISBURSEMENTS AND BALANCES
As of the Quarter Ending SEPTEMBER 30, 2018

Department : ENVIRONMENT AND NATURAL RESOURCES
Agency : NATIONAL MAPPING AND RESOURCE INFORMATION AUTHORITY
Operating Unit :
Organizational Code (UACS): 10 004 00 00000
Funding Source Code (as clustered) : 101
(e.g. Old Fund Code: 101,102, 151)

-/	Current Year Appropriations
	Supplemental Appropriations
	Continuing Appropriations

Particulars	UACS CODE	Appropriations			Allotments						Current Year Obligations				Current Year Disbursements				Balances			
		Authorized Appropriation	Adjustments (Transfer To/From, Realignments)	Adjusted Appropriations	Allotments Received	Adjustments (Withdrawal, Realignments)	Transfer To	Transfer From	Adjusted Total Allotments	1st Quarter Ending March 31	2nd Quarter Ending June 30	3rd Quarter Ending Sept. 30	Total	1st Quarter Ending March 31	2nd Quarter Ending June 30	3rd Quarter Ending Sept. 30	Total	Unreleased Appropriations	Unobligated Allotment	Unpaid Obligations Due and Demandable	Unpaid Obligations Not Yet Due and Demandable	
1	2	3	4	5=(3+4)	6	7	8	9	10=[(6)-(7)-8+9]	11	12	13	15=(11+12+13+14)	16	17	18	20=(16+17+18+19)	21=(5-10)	22=(10-15)	23	24	
Communication Services	50205000	-	-	-	-	-	-	-	-	-	-	-	-	-	-	-	-	-	-	-	-	-
Postage & Courier Services	50205010	589,000.00	(94,043.92)	494,956.08	589,000.00	(94,043.92)	-	-	494,956.08	115,255.77	116,663.30	51,621.43	283,740.50	115,255.77	116,663.30	51,621.43	283,740.50	-	211,215.58	-	-	-
Telephone Services	50205020	-	-	-	-	-	-	-	-	-	-	-	-	-	-	-	-	-	-	-	-	-
Landline	50205020	2,096,000.00	214,753.50	2,310,753.50	2,096,000.00	214,753.50	-	-	2,310,753.50	555,067.18	574,533.45	376,920.16	1,506,520.79	553,657.08	573,123.35	376,330.26	1,505,110.69	-	804,232.71	1,410.10	-	
Mobile	50205020	4,178,000.00	929,497.98	5,107,497.98	4,178,000.00	929,497.98	-	-	5,107,497.98	216,074.18	337,000.11	1,271,990.25	1,825,064.54	212,474.18	302,571.95	1,308,648.41	1,823,694.54	-	3,282,433.44	1,370.00	-	
Internet Subscription Expenses	50205030	3,868,000.00	18,960.01	3,886,960.01	3,868,000.00	18,960.01	-	-	3,886,960.01	1,006,645.14	684,550.76	1,225,129.88	2,916,325.78	960,249.13	557,841.05	1,256,235.60	2,774,325.78	-	970,634.23	-	142,000.00	
Cable, Satellite and Radio Expenses	50205040	75,000.00	38,330.00	113,330.00	75,000.00	38,330.00	-	-	113,330.00	10,820.00	32,810.00	22,400.00	66,030.00	10,820.00	32,360.00	21,500.00	64,680.00	-	47,300.00	1,350.00	-	
Awards/ Rewards Expenses	50206010	30,000.00	695,875.00	725,875.00	30,000.00	695,875.00	-	-	725,875.00	-	371,000.00	354,875.00	725,875.00	-	371,000.00	354,875.00	725,875.00	-	-	-	-	
Survey, Research, Exploration and Development Expenses	50207000	-	-	-	-	-	-	-	-	-	-	-	-	-	-	-	-	-	-	-	-	-
Survey Expenses	50207010	42,766,000.00	(18,606,471.95)	24,159,528.05	42,766,000.00	(18,606,471.95)	-	-	24,159,528.05	2,690,038.25	4,551,898.24	7,490,075.38	14,732,011.85	2,368,890.25	4,873,046.24	7,490,075.38	14,732,011.85	-	9,427,516.20	-	-	-
Professional Services	50211000	-	-	-	-	-	-	-	-	-	-	-	-	-	-	-	-	-	-	-	-	-
Legal Expenses	50211010	540,000.00	-	540,000.00	540,000.00	-	-	-	540,000.00	-	135,000.00	270,000.00	405,000.00	-	135,000.00	270,000.00	405,000.00	-	135,000.00	-	-	-
Auditing Services	50211020	50,000.00	-	50,000.00	50,000.00	-	-	-	50,000.00	-	-	-	50,000.00	-	-	-	50,000.00	-	50,000.00	-	-	-
Consultancy Services	50211030	3,200,000.00	(2,000,000.00)	1,200,000.00	3,200,000.00	(2,000,000.00)	-	-	1,200,000.00	175,000.00	100,000.00	475,000.00	750,000.00	175,000.00	100,000.00	475,000.00	750,000.00	-	450,000.00	-	-	-
Other Professional Services	50211990	489,090,000.00	40,805,760.04	529,895,760.04	489,090,000.00	40,805,760.04	-	-	529,895,760.04	356,442,636.92	108,399,135.01	46,230,984.31	511,072,756.24	19,771,570.77	97,733,952.96	185,670,697.91	303,176,221.64	-	18,823,003.80	2,092.00	207,894,442.60	
General Services	50212000	-	-	-	-	-	-	-	-	-	-	-	-	-	-	-	-	-	-	-	-	-
Janitorial Services	50212020	1,924,000.00	1,378,321.09	3,302,321.09	1,924,000.00	1,378,321.09	-	-	3,302,321.09	869,184.88	1,187,730.77	1,245,405.44	3,302,321.09	869,184.88	1,187,730.77	1,245,405.44	3,302,321.09	-	-	-	-	-
Security Services	50212030	2,553,000.00	2,377,002.42	4,930,002.42	2,553,000.00	2,377,002.42	-	-	4,930,002.42	-	-	4,930,002.42	4,930,002.42	-	-	880,003.70	880,003.70	-	-	1,416,666.24	2,833,332.48	
Repair and Maintenance	50213000	-	-	-	-	-	-	-	-	-	-	-	-	-	-	-	-	-	-	-	-	-
Buildings & Other Structures	50213040	-	-	-	-	-	-	-	-	-	-	-	-	-	-	-	-	-	-	-	-	-
Building Maintenance	50213040	7,500,000.00	(1,200,000.00)	6,300,000.00	7,500,000.00	(1,200,000.00)	-	-	6,300,000.00	-	1,120,152.60	640,058.00	1,760,210.60	-	1,020,152.60	543,258.00	1,583,410.60	-	4,539,789.40	-	196,800.00	
Other Structure Maintenance	50213040	150,000.00	(122,450.00)	27,550.00	150,000.00	(122,450.00)	-	-	27,550.00	-	-	27,550.00	27,550.00	-	-	27,550.00	27,550.00	-	-	-	-	
Machineries and Equipment	50213050	-	-	-	-	-	-	-	-	-	-	-	-	-	-	-	-	-	-	-	-	-
Machineries	50213050	-	-	-	-	-	-	-	-	-	-	-	-	-	-	-	-	-	-	-	-	-
Office Equipment	50213050	525,000.00	39,940.00	564,940.00	525,000.00	39,940.00	-	-	564,940.00	7,900.00	35,478.00	10,000.00	53,378.00	-	26,378.00	27,000.00	53,378.00	-	511,562.00	-	-	
Information and Communication Tech Equipm	50213050	1,420,000.00	(89,200.00)	1,330,800.00	1,420,000.00	(89,200.00)	-	-	1,330,800.00	173,000.00	999,400.00	58,400.00	1,230,800.00	20,000.00	1,152,400.00	52,500.00	1,224,900.00	-	100,000.00	5,900.00	-	
Communication Equipment	50213050	-	2,100.00	2,100.00	-	2,100.00	-	-	2,100.00	-	-	2,100.00	2,100.00	-	-	2,100.00	2,100.00	-	-	-	-	
Medical Dental & Laboratory Equipm	50213050	-	-	-	-	-	-	-	-	-	-	-	-	-	-	-	-	-	-	-	-	
Technical & Scientific Equipment	50213050	4,370,000.00	(2,967,060.00)	1,402,940.00	4,370,000.00	(2,967,060.00)	-	-	1,402,940.00	397,500.00	-	850,000.00	1,247,500.00	-	397,500.00	-	397,500.00	-	155,440.00	-	850,000.00	
Printing Equipment	50604050	2,520,000.00	(531,840.00)	1,988,160.00	2,520,000.00	(531,840.00)	-	-	1,988,160.00	209,905.00	14,280.00	498,100.00	722,285.00	209,905.00	14,280.00	498,100.00	722,285.00	-	1,265,875.00	-	-	
Other Machineries and Equipment	50213050	2,750,000.00	(2,070,499.00)	679,501.00	2,750,000.00	(2,070,499.00)	-	-	679,501.00	-	427,000.00	252,501.00	679,501.00	-	-	427,000.00	427,000.00	-	-	4,500.00	248,001.00	
Repair and Maintenance- Transportation Equipmen	50213060	-	-	-	-	-	-	-	-	-	-	-	-	-	-	-	-	-	-	-	-	
Watercraft	50213060	45,127,000.00	(4,000,000.00)	41,127,000.00	45,127,000.00	(4,000,000.00)	-	-	41,127,000.00	18,451,899.28	1,174,715.00	20,685,610.54	40,312,424.82	608,400.00	16,387,021.28	1,705,748.00	18,701,169.28	-	814,575.18	58,300.00	21,554,955.54	
Motor Vehicles	50213060	9,373,000.00	(3,173,000.00)	6,200,000.00	9,373,000.00	(3,173,000.00)	-	-	6,200,000.00	1,328,305.71	1,944,355.46	916,072.35	4,188,733.52	682,934.71	744,356.46	2,111,202.10	3,538,493.27	-	2,011,266.48	172,985.00	477,255.25	
Repair and Maintenance- Furniture, Fixtures and Books	50213070	-	-	-	-	-	-	-	-	-	-	-	-	-	-	-	-	-	-	-	-	
Furniture and Fixtures	50213070	3,900,000.00	(3,709,900.00)	190,100.00	3,900,000.00	(3,709,900.00)	-	-	190,100.00	-	180,100.00	10,000.00	190,100.00	-	166,100.00	24,000.00	190,100.00	-	-	-	-	
Repair and Maintenance- Semi-Expendable	50213220	-	-	-	-	-	-	-	-	-	-	-	-	-	-	-	-	-	-	-	-	
Furniture and Fixtures	50213220	-	-	-	-	-	-	-	-	-	-	-	-	-	-	-	-	-	-	-	-	
Repair & Maintenance: Other Property, Plant & Equipm	50213990	1,800,000.00	(1,800,000.00)	-	1,800,000.00	(1,800,000.00)	-	-	-	-	-	-	-	-	-	-	-	-	-	-	-	
Financial Assistance/Subsidy	50214010	1,747,000.00	-	1,747,000.00	1,747,000.00	-	-	-	1,747,000.00	419,466.38	419,545.46	287,625.00	1,126,656.84	419,466.38	419,545.46	287,625.00	1,126,656.84	-	620,343.16	-	-	
Taxes, Insurance Premiums and Other Fees	50215000	-	-	-	-	-	-	-	-	-	-	-	-	-	-	-	-	-	-	-	-	
Taxes,Duties and Licenses (Fees)	50215010	329,000.00	5,329.06	334,329.06	329,000.00	5,329.06	-	-	334,329.06	103,887.02	19,853.42	26,072.04	149,812.48	43,377.02	80,163.42	26,072.04	149,812.48	-	184,716.58	-	-	
Fidelity Bond and Insurance Premiums	50215020	-	-	-	-	-	-	-	-	-	-	-	-	-	-	-	-	-	-	-	-	
Fidelity Bond Premium	50215020	300,000.00	-	300,000.00	300,000.00	-	-	-	300,000.00	15,003.75	37,225.50	45,484.50	97,713.75	11,628.75	40,600.50	45,484.50	97,713.75	-	202,286.25	-	-	
Insurance Expense	50215030	32,700,000.00	-	32,700,000.00	32,700,000.00	-	-	-	32,700,000.00	29,064,512.29	1,209,621.22	48,600.76	30,322,734.27	29,064,512.29	1,209,621.22	48,600.76	30,322,734.27	-	2,377,265.73	-	-	
Other Maintenance and Operating Expenses	50299000	-	-	-	-	-	-	-	-	-	-	-	-	-	-	-	-	-	-	-	-	
Advertising Expense	50299010	491,000.00	(196,933.00)	294,067.00	491,000.00	(196,933.00)	-	-	294,067.00	59,136.00	88,704.00	146,227.00										

STATEMENT OF APPROPRIATIONS, ALLOTMENTS, OBLIGATIONS, DISBURSEMENTS AND BALANCES
As of the Quarter Ending SEPTEMBER 30, 2018

Department : ENVIRONMENT AND NATURAL RESOURCES
Agency : NATIONAL MAPPING AND RESOURCE INFORMATION AUTHORITY
Operating Unit :
Organizational Code (UACS): 10 004 00 00000
Funding Source Code (as clustered) : 101
(e.g. Old Fund Code: 101,102, 151)





-/	Current Year Appropriations
	Supplemental Appropriations
	Continuing Appropriations

Particulars	UACS CODE	Appropriations			Allotments			Current Year Obligations				Current Year Disbursements				Balances					
		Authorized Appropriation	Adjustments (Transfer To/From, Realignment)	Adjusted Appropriations	Allotments Received	Adjustments (Withdrawal, Realignment)	Transfer To	Transfer From	Adjusted Total Allotments	1st Quarter Ending March 31	2nd Quarter Ending June 30	3rd Quarter Ending Sept 30	Total	1st Quarter Ending March 31	2nd Quarter Ending June 30	3rd Quarter Ending Sept 30	Total	Unreleased Appropriations	Unobligated Allotment	Unpaid Obligations	
1	2	3	4	5=(3+4)	6	7	8	9	10=[(6+(-)-)-8+9]	11	12	13	15=(11+12+13+14)	16	17	18	20=(16+17+18+19)	21=(5-10)	22=(10-15)	23	24
Rent Expense- Equipment	50299050	04	1,900,000.00	265,165.54	2,165,165.54	1,800,000.00	265,165.54	-	2,165,165.54	202,447.03	538,504.49	333,654.01	1,074,605.53	136,222.03	502,932.49	435,451.01	1,074,605.53	-	1,090,560.01	-	-
Rent Expense- Operating Lease	50299050	06	-	-	-	-	-	-	-	-	-	-	-	-	-	-	-	-	-	-	-
Subscription Expense	50299070	00	-	-	-	-	-	-	-	-	-	-	-	-	-	-	-	-	-	-	-
Subscription-Library Materials	50299070	04	590,000.00	-	590,000.00	590,000.00	-	-	590,000.00	379,621.00	95,341.00	-	474,962.00	36,400.00	428,916.00	9,646.00	474,962.00	-	115,038.00	-	-
Subscription-ICT Software	50299070	01	53,800,000.00	8,770,000.00	62,570,000.00	53,800,000.00	8,770,000.00	-	62,570,000.00	-	-	62,555,000.00	62,555,000.00	-	-	-	-	-	15,000.00	-	62,555,000.00
Data Center Service	50299070	02	4,130,000.00	(39,229.00)	4,090,771.00	4,130,000.00	(39,229.00)	-	4,090,771.00	-	165,800.00	1,528,200.00	1,694,000.00	-	165,800.00	978,200.00	1,144,000.00	-	2,396,771.00	-	550,000.00
Subscription-Other Subscription	50299070	99	591,000.00	(30,000.00)	561,000.00	591,000.00	(30,000.00)	-	561,000.00	-	-	-	-	-	-	-	-	-	561,000.00	-	-
Other Maintenance and Operating Expenses	50299990	00	-	-	-	-	-	-	-	-	-	-	-	-	-	-	-	-	-	-	-
Cultural and Athletic Expenses	50299990	00	-	-	-	-	-	-	-	-	-	-	-	-	-	-	-	-	-	-	-
Membership, Dues & Contributions	50299050	00	-	245,000.00	245,000.00	-	245,000.00	-	245,000.00	10,000.00	235,000.00	-	245,000.00	10,000.00	235,000.00	-	245,000.00	-	-	-	-
CAPITAL OUTLAY	50600000	00	172,132,000.00	(0.00)	172,132,000.00	172,132,000.00	(0.00)	-	172,132,000.00	64,661,694.40	32,922,032.45	68,988,825.01	166,572,451.86	-	44,236,687.95	52,808,058.90	97,044,746.85	-	5,559,548.14	-	69,527,705.01
PROPERTY, PLANT AND EQUIPMENT																					
Building and Structures Outlay	50604040	00	-	-	-	-	-	-	-	-	-	-	-	-	-	-	-	-	-	-	-
Office Building	50604040	01	-	-	-	-	-	-	-	-	-	-	-	-	-	-	-	-	-	-	-
Other Structures Outlay	50604040	99	-	-	-	-	-	-	-	-	-	-	-	-	-	-	-	-	-	-	-
Machinery and Equipment Outlay	50604050	00	-	-	-	-	-	-	-	-	-	-	-	-	-	-	-	-	-	-	-
Machinery	50604050	01	-	-	-	-	-	-	-	-	-	-	-	-	-	-	-	-	-	-	-
Office Equipment	50604050	02	-	1,541,000.00	1,541,000.00	-	1,541,000.00	-	1,541,000.00	199,000.00	442,000.00	-	641,000.00	-	528,600.00	112,400.00	641,000.00	-	900,000.00	-	-
Information and Communication Tech Equipment	50604050	03	95,982,000.00	(132,880.00)	95,849,120.00	95,982,000.00	(132,880.00)	-	95,849,120.00	42,473,500.00	18,957,440.50	31,774,835.00	93,205,775.50	-	43,390,896.00	21,518,164.50	64,909,060.50	-	2,643,344.50	-	28,296,715.00
Communication Equipment	50604050	07	-	585,000.00	585,000.00	-	585,000.00	-	585,000.00	-	565,000.00	-	565,000.00	-	-	565,000.00	565,000.00	-	-	-	-
Technical & Scientific Equipment	50604050	14	71,200,000.00	(4,596,311.95)	66,603,688.05	71,200,000.00	(4,596,311.95)	-	66,603,688.05	21,989,094.40	10,334,400.00	32,317,990.01	64,641,484.41	-	32,000.00	30,812,494.40	30,844,494.40	-	1,982,203.64	-	33,996,990.01
Printing Equipment	50604050	12	-	-	-	-	-	-	-	-	-	-	-	-	-	-	-	-	-	-	-
Other Machineries and Equipment	50604050	99	-	-	-	-	-	-	-	-	-	-	-	-	-	-	-	-	-	-	-
Transportation Equipment Outlay	50604060	00	-	-	-	-	-	-	-	-	-	-	-	-	-	-	-	-	-	-	-
Motor Vehicles	50604060	01	4,950,000.00	-	4,950,000.00	4,950,000.00	-	-	4,950,000.00	-	-	4,896,000.00	4,896,000.00	-	-	-	-	-	54,000.00	-	4,896,000.00
Watercraft	50604060	04	-	2,338,000.00	2,338,000.00	-	2,338,000.00	-	2,338,000.00	-	2,338,000.00	-	2,338,000.00	-	-	-	-	-	-	-	2,338,000.00
Furniture & Fixtures & Books	50604070	00	-	-	-	-	-	-	-	-	-	-	-	-	-	-	-	-	-	-	-
Furniture & Fixtures	50604070	01	-	285,191.95	285,191.95	-	285,191.95	-	285,191.95	-	285,191.95	-	285,191.95	-	285,191.95	-	285,191.95	-	-	-	-
Books	50604070	02	-	-	-	-	-	-	-	-	-	-	-	-	-	-	-	-	-	-	-
OTHER ASSETS	50606000	00	-	-	-	-	-	-	-	-	-	-	-	-	-	-	-	-	-	-	-
Intangible Assets (Software)	50606020	00	-	-	-	-	-	-	-	-	-	-	-	-	-	-	-	-	-	-	-
Sub-Total, Agency Specific Budget			1,464,241,000.00	(0.00)	1,464,241,000.00	1,436,238,000.00	(0.00)	-	1,436,238,000.00	588,560,478.40	318,656,431.39	366,481,636.53	1,273,698,546.32	151,316,909.70	334,321,338.44	381,780,274.22	867,418,520.36	28,003,000.00	162,539,453.68	2,554,246.88	403,725,779.08
PS			360,305,000.00	0.00	360,305,000.00	332,302,000.00	0.00	-	332,302,000.00	80,365,651.67	103,863,360.37	85,600,745.68	269,829,757.72	79,731,222.42	104,494,567.93	85,597,215.82	269,823,006.17	28,003,000.00	62,472,242.28	6,751.55	-
MOOE			931,804,000.00	(0.00)	931,804,000.00	931,804,000.00	(0.00)	-	931,804,000.00	443,533,232.33	181,871,038.57	211,892,065.84	837,296,336.74	71,585,687.28	185,590,080.56	243,374,999.50	500,550,767.34	-	94,507,663.26	2,547,495.33	334,198,074.07
Fin Exp. (if applicable)			-	-	-	-	-	-	-	-	-	-	-	-	-	-	-	-	-	-	-
CO			172,132,000.00	(0.00)	172,132,000.00	172,132,000.00	(0.00)	-	172,132,000.00	64,661,694.40	32,922,032.45	68,988,825.01	166,572,451.86	-	44,236,687.95	52,808,058.90	97,044,746.85	-	5,559,548.14	-	69,527,705.01
II. Automatic Appropriations													166,572,451.86								
RLIP	1 04 102		24,660,000.00	-	24,660,000.00	24,660,000.00	-	-	24,660,000.00	6,164,136.91	5,812,599.44	7,302,015.11	19,278,751.46	3,834,595.90	8,142,140.45	7,302,015.11	19,278,751.46	-	5,381,248.54	-	-
Sub-Total, Automatic Appropriations			24,660,000.00	-	24,660,000.00	24,660,000.00	-	-	24,660,000.00	6,164,136.91	5,812,599.44	7,302,015.11	19,278,751.46	3,834,595.90	8,142,140.45	7,302,015.11	19,278,751.46	-	5,381,248.54	-	-
PS			24,660,000.00	-	24,660,000.00	24,660,000.00	-	-	24,660,000.00	6,164,136.91	5,812,599.44	7,302,015.11	19,278,751.46	3,834,595.90	8,142,140.45	7,302,015.11	19,278,751.46	-	5,381,248.54	-	-
MOOE			-	-	-	-	-	-	-	-	-	-	-	-	-	-	-	-	-	-	-
Fin Exp. (if applicable)			-	-	-	-	-	-	-	-	-	-	-	-	-	-	-	-	-	-	-
CO			-	-	-	-	-	-	-	-	-	-	-	-	-	-	-	-	-	-	-
III. Special Purpose Fund (Please specify)																					
Miscellaneous Personnel Benefits Fund	1 01 405		-	8,726,824.00	8,726,824.00	8,726,824.00	-	-	8,726,824.00	-	-	8,726,824.00	8,726,824.00	-	-	8,726,824.00	8,726,824.00	-	-	-	-
PERSONNEL SERVICES	5010 0000	00	-	-	-	-	-	-	-	-	-	-	-	-	-	-	-	-	-	-	-
Performance Based Bonus	50102990	00	-	-	-	-	-	-	-	-	-	-	-	-	-	-	-	-	-	-	-
Performance Based Bonus- Civilian	50102990	01	-	6,596,129.00	6,596,129.00	6,596,129.00	-	-	6,596,129.00	-	-	6,596,129.00	6,596,129.00	-	-	6,596,129.00	6,596,129.00	-	-	-	-
Performance Based Bonus- Uniformed Personnel	50102990	02	-	2,130,695.00	2,130,695.00	2,130,695.00	-	-	2,130,695.00	-	-	2,130,695.00	2,130,695.00	-	-	2,130,695.00	2,130,695.00	-	-	-	-
Pension and Gratuity fund	1 01 407		-	24,209,940.00	24,209,940.00	24,209,940.00	-	-	24,209,940.00	3,844,606.20	11,549,802.87	8,815,828.90	24,209,937.97	2,554,705.75	11,549,802.87	10,105,729.35	24,209,937.97	0.48	2.03	-	-
Pensions- Military/Uniformed	50104010	02	-	10,294,110.00	10,294,110.00	10,294,110.00	-	-	10,294,110.00	3,844,606.20	3,869,701.35	2,579,800.90	10,294,108.45	2,554,705.75	3,869,701.35	3,869,701.35	10,294,108.45	-	1.55	-	-
Retirement Gratuity	50104020	00	-	-	-	-	-	-	-	-	-	-	-	-	-	-	-	-	-	-	-
Retirement Gratuity- Civilian	50104020	01	-	-	-	-	-	-	-	-	-	-	-	-	-	-	-	-	-	-	-
Retirement Gratuity- Uniformed Pers	50104020	02	-	6,236,028.00	6,236,028.00	6,236,028.00	-	-	6,236,028.00	-	-	6,236,028.00	6,236,028.00	-	-	6,236,028.00	6,236,028.00	-	-	-	-
Terminal Leave Benefits	50104030	00	-	-	-	-	-	-	-	-	-	-	-	-	-	-	-	-	-	-	-

STATEMENT OF APPROPRIATIONS, ALLOTMENTS, OBLIGATIONS, DISBURSEMENTS AND BALANCES
As of the Quarter Ending SEPTEMBER 30, 2018

Department : ENVIRONMENT AND NATURAL RESOURCES
Agency : NATIONAL MAPPING AND RESOURCE INFORMATION AUTHORITY
Operating Unit :
Organizational Code (UACS): 10 004 00 00000
Funding Source Code (as clustered) : 101
(e.g. Old Fund Code: 101,102, 151)

-J	Current Year Appropriations
	Supplemental Appropriations
	Continuing Appropriations

Particulars	UACS CODE	Appropriations			Allotments			Current Year Obligations				Current Year Disbursements				Balances						
		Authorized Appropriation	Adjustments (Transfer To/From Realignment)	Adjusted Appropriations	Allotments Received	Adjustments (Withdrawal, Realignment)	Transfer To	Transfer From	Adjusted Total Allotments	1st Quarter Ending March 31	2nd Quarter Ending June 30	3rd Quarter Ending Sept. 30	Total	1st Quarter Ending March 31	2nd Quarter Ending June 30	3rd Quarter Ending Sept. 30	Total	Unreleased Appropriations	Unobligated Allotment	Due and Demandable	Unpaid Obligations Not Yet Due and Demandable	
1	2	3	4	5=(3+4)	6	7	8	9	10=[(6+(-))7]-8+9	11	12	13	15=(11+12+13+14)	16	17	18	20=(16+17+18+19)	21=(5-10)	22=(10-15)	23	24	
Terminal Leave Benefits-Civilian	50104030 01																					
Terminal Leave Benefits- Uniformed Personnel	50104030 02																					
Lump-Sum for Filling of Vacant Positions-Uniformed Pers.	50104990 07																					
Lump-Sum for Step Increments- Length of Service	50104990 10																					
Lump-Sum for Meritorious Performance	50104990 10																					
Vacation and Sick Leave Benefits	50104990 99		7,679,802.00	7,679,802.00	7,679,802.00				7,679,802.00		7,679,801.52		7,679,801.52		7,679,801.52		7,679,801.52		7,679,801.52	0.48	0.48	
Civilian			4,047,593.70	4,047,593.70	4,047,593.70				4,047,593.70		4,047,593.25		4,047,593.25		4,047,593.25		4,047,593.25		4,047,593.25		0.45	
Uniformed			3,632,208.30	3,632,208.30	3,632,208.30				3,632,208.30		3,632,208.27		3,632,208.27		3,632,208.27		3,632,208.27		3,632,208.27		0.03	
Loyalty	50104990 99																					
Civilian																						
Uniformed																						
Sub-Total, Special Purpose Fund			32,936,764.00	32,936,764.00	32,936,764.00				32,936,764.00	3,844,606.20	11,549,602.87	17,542,652.90	32,936,761.97	2,554,705.75	11,549,602.87	18,832,553.35	32,936,761.97	0.48	2.03			
PS			32,936,764.00	32,936,764.00	32,936,764.00				32,936,764.00	3,844,606.20	11,549,602.87	17,542,652.90	32,936,761.97	2,554,705.75	11,549,602.87	18,832,553.35	32,936,761.97	0.48	2.03			
MOOE																						
Fin Exp. (if applicable)																						
CO																						
GRAND TOTAL		1,488,901,000.00	32,936,764.00	1,521,837,764.00	1,493,834,764.00	(0.00)			1,493,834,764.00	598,669,221.51	336,018,533.70	391,326,304.54	1,325,914,059.75	157,706,211.35	354,012,979.76	407,914,842.68	919,634,033.79	28,003,000.48	167,920,704.25	2,554,246.88	403,725,779.08	
PS		384,965,000.00	32,936,764.00	417,901,764.00	389,898,764.00	0.00			389,898,764.00	90,374,394.78	121,225,462.68	110,445,413.69	322,045,271.15	86,120,524.07	124,186,211.25	111,731,784.28	322,038,519.60	28,003,000.48	67,853,492.85	6,751.55		
MOOE		931,804,000.00	(0.00)	931,804,000.00	931,804,000.00	(0.00)			931,804,000.00	443,533,232.33	181,871,038.57	211,892,065.84	837,296,336.74	71,585,687.28	185,590,080.56	243,374,999.50	500,550,767.34		94,507,663.26	2,547,495.33	334,198,074.07	
Fin Exp. (if applicable)																						
CO		172,132,000.00	(0.00)	172,132,000.00	172,132,000.00	(0.00)			172,132,000.00	64,661,594.40	32,922,032.45	68,988,825.01	166,572,451.86		44,236,687.95	52,808,058.90	97,044,746.85		5,559,548.14		69,527,705.01	
Recapitulation by MFO:																						
MFO 1		1,327,215,000.00	0.00	1,337,509,110.00	1,309,506,110.00	0.00			1,309,506,110.00	588,352,223.42	286,919,435.22	320,865,922.80	1,176,137,581.44	146,643,999.89	179,403,104.46	368,378,295.40	788,456,813.57	28,003,000.00	133,368,528.56	473,295.72	387,207,472.15	
OF WHICH:																						
Major Programs/Projects																						
KRA No. 1 - Anti-Corruption, Transparent, Accountable and Participatory Governance		161,686,000.00	22,642,654.00	184,328,654.00	184,328,654.00	(0.00)			184,328,654.00	30,216,998.09	49,099,098.48	70,460,381.74	149,776,478.31	25,277,880.64	48,843,379.91	57,056,159.67	131,177,220.22		34,552,175.69	2,080,951.16	16,518,306.93	
Certified Correct:																						
 GRACE A. TOLENTINO Administrative Officer V Date: _____																						
 AMELITO M. DELA CRUZ Chief Accountant Date: _____																						
 NOEL R. VEGA OIC, Financial & Management Division Date: _____																						
 Usec. PETER N. TIANGCO, PhD Agency Head/Department Secretary Date: _____																						